

ONE MOBIKWIK SYSTEM LTD.

Research Report FY2021

OVERVIEW

Established in 2009

Founder is winner
of Economic times
40 under 40

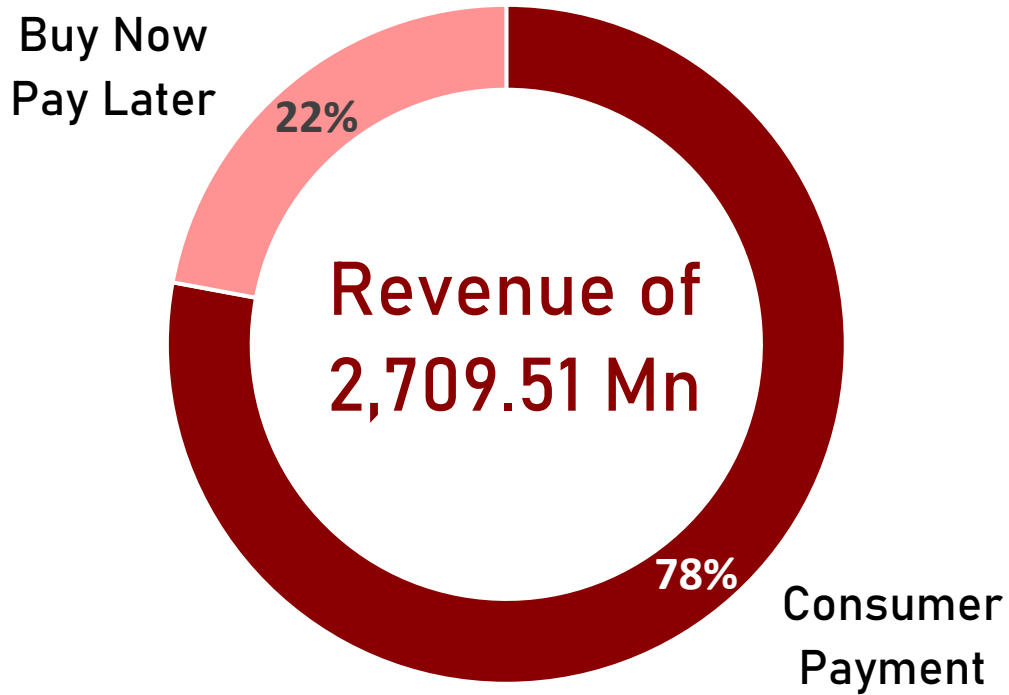
ET Iconic Brand of
the year 2018



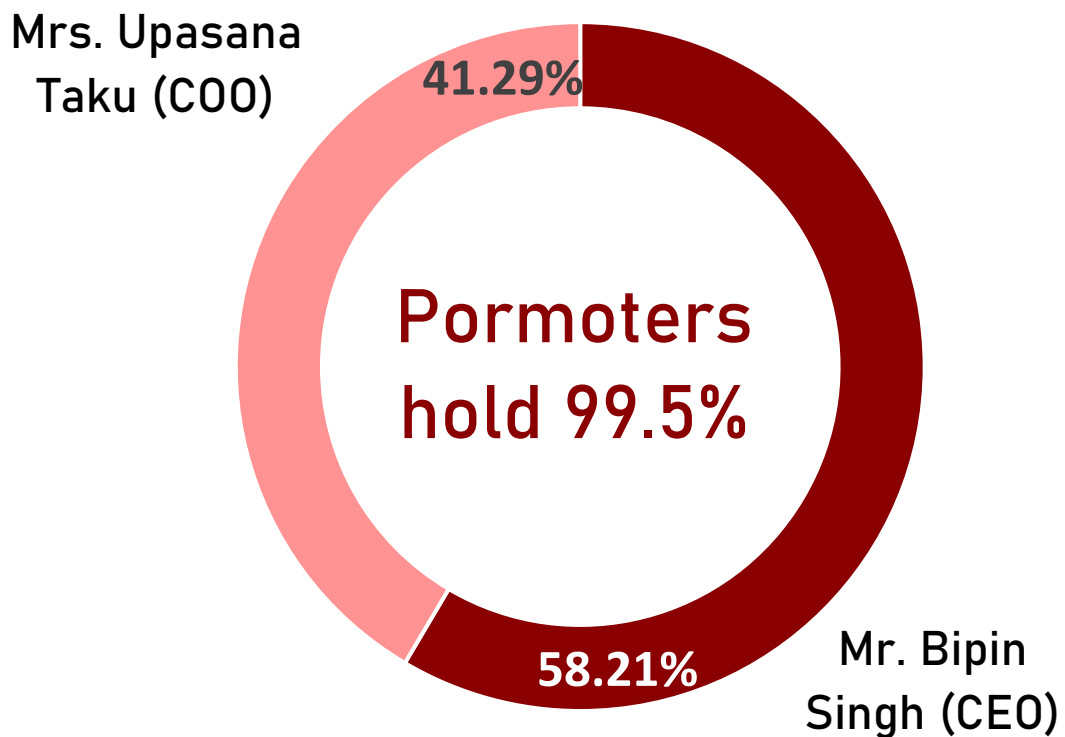
Co-Founder is the
First women to lead
a Payments Start-up

Co-Founder got
listed in Forbes
Asia's Power
Business Women

REVENUE SOURCE

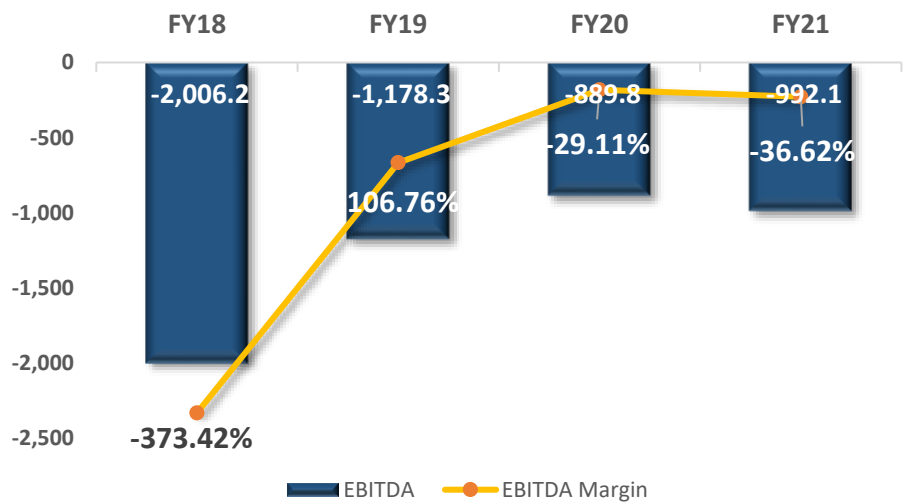
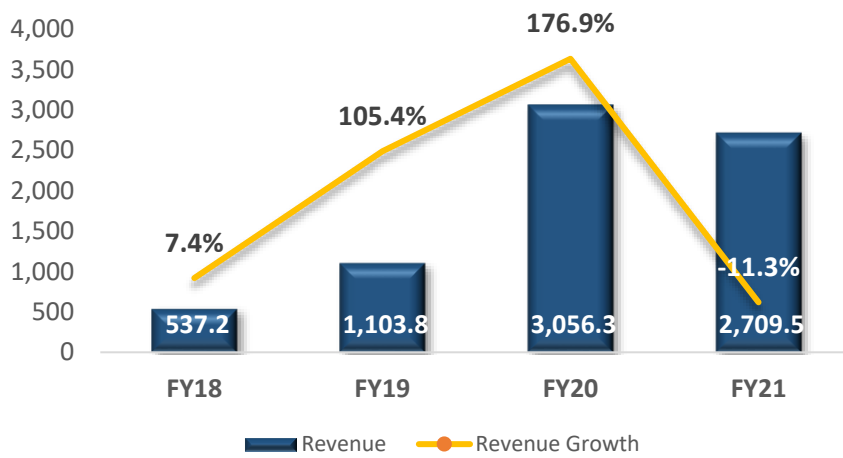
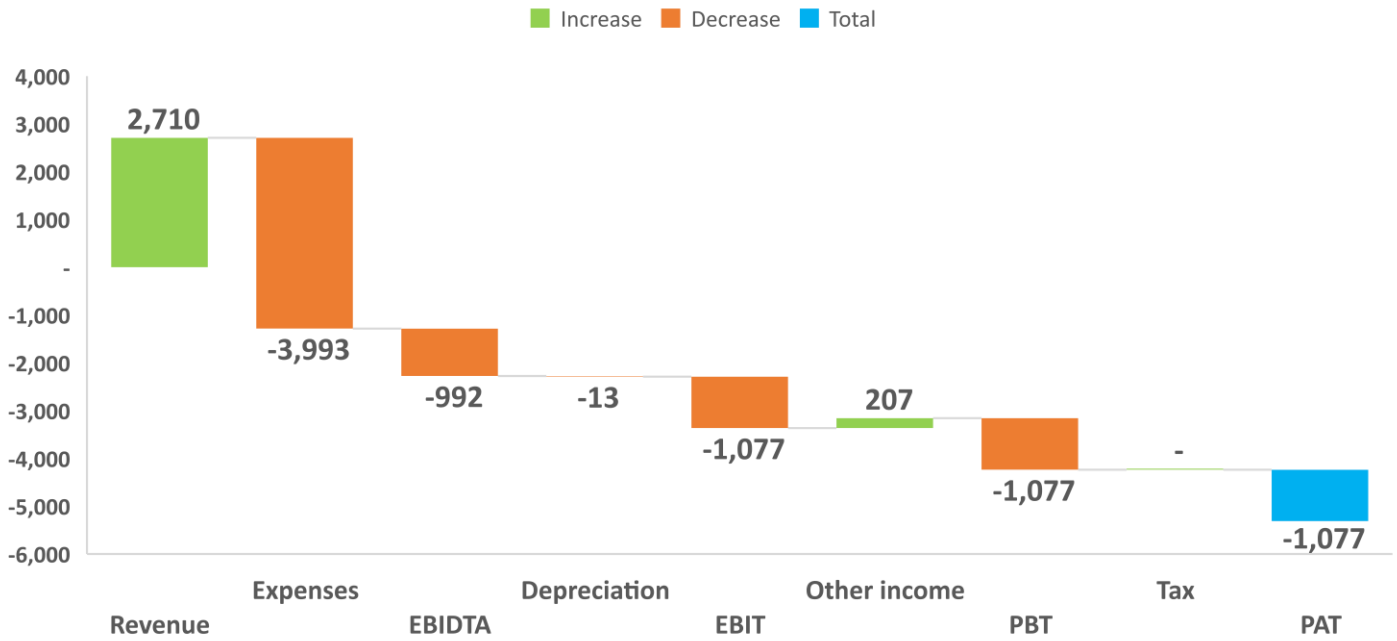


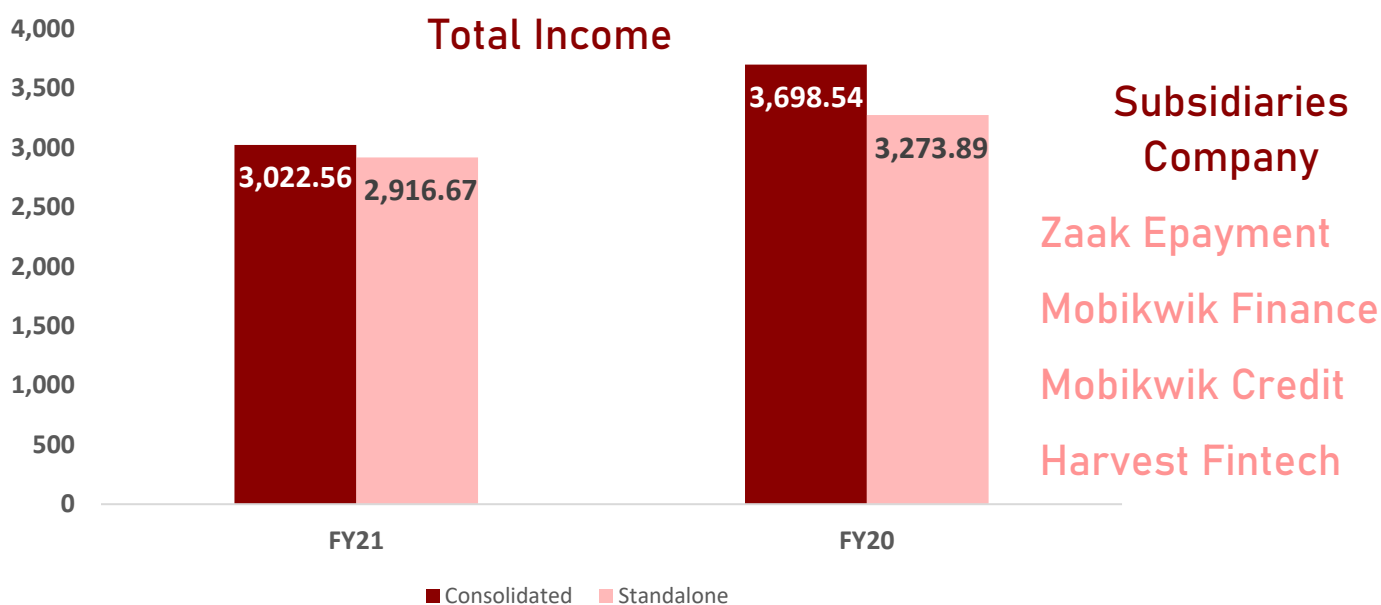
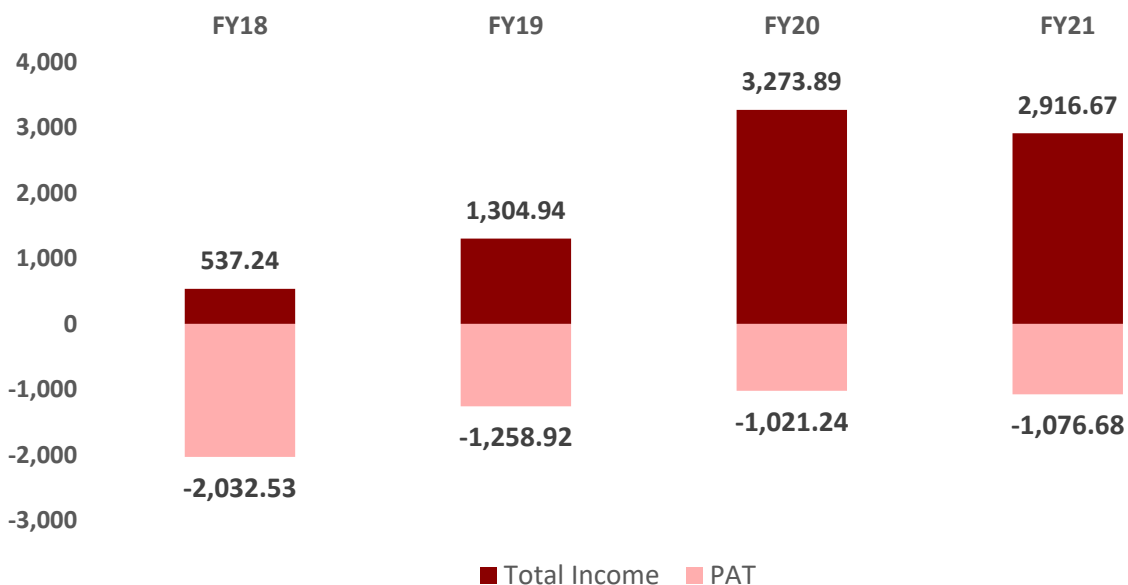
SHAREHOLDERS



FINANCIAL ANALYSIS

FINANCIAL
(Figures in Mn.)





VALUATION

<i>Year to March</i>	<i>FY21</i>
<i>Face Value</i>	2
<i>P/E</i>	-27.96
<i>Diluted P/E</i>	-27.96
<i>EPS</i>	-21.46
<i>Diluted EPS</i>	-21.46
<i>Y-o-Y growth (%)</i>	-11
<i>Debt/Equity</i>	3,924.88
<i>Debt/EBIDTA</i>	-4.19
<i>Book Value</i>	1.06 Mn
<i>Book Value per share</i>	0.02

RATIO

<i>Year to March</i>	<i>FY21</i>
<i>RoAE (%)</i>	-4,090
<i>RoACE (%)</i>	1,510
<i>Current Ratio</i>	0.76
<i>Debt/Equity</i>	3,924.88
<i>Debt/EBIDTA</i>	-4.19

CASH FLOW

(Figures in Mn.)

<i>Operating Activities</i>	<i>FY21</i>
<i>Net profit</i>	(1,076.68)
<i>Financial guarantee exp</i>	583.67
<i>Depreciation</i>	(73.56)
<i>Others</i>	108.42
<i>Gross Cash Flow</i>	(458.15)
<i>Less: WC changes</i>	81.41
<i>Operating Cash flow</i>	(376.74)
<i>Tax Paid</i>	2.21
<i>Net Operating Cash Flow</i>	(374.53)

<i>Financing Activities</i>	<i>FY21</i>
<i>Proceed from issue of preference share</i>	998.30
<i>Repayment of debenture</i>	(114.55)
<i>Others</i>	(158.12)
<i>Net Financing Cash Flow</i>	725.63

<i>Investing Activities</i>	<i>FY21</i>
<i>Recovery of Loan</i>	1,065.33
<i>Loan given to subsidiaries</i>	(752.05)
<i>Investment in subsidiaries</i>	(359.34)
<i>Others</i>	123.17
<i>Net Investing Cash Flow</i>	77.11

<i>Cash & Cash Equivalent at the beginning of the year</i>	(419.34)
<i>Net Cash & Cash Equivalents</i>	428.21
<i>Cash & Cash Equivalent at the end of the year</i>	8.87



+91 83198 69295



74/II, "C" Cross Road,
Opp Gate No 2, MIDC
400 093, Seepz,
Andheri East, Mumbai,
Maharashtra 400069